

MD-334R Wireless light & sound siren User Manual


1.Introduction

Wireless siren is a kind of alarm device with strong popularity. It power from the adaptor or in-set lead batteries Via wireless signal it communicate with alarm panel, detector , remote etc. Which work with the same frequency as the siren and achieve flash light and alarm sound when alarm happen. And it also give promote sound when the remote which have code with the siren arm or disarm. This siren has anti-tamper function to avoid intentional damage or dismantle. When alarm happens it make high alarm sound.

Appearance



Internal wiring



2.Technical specifics

Wireless communication distance: 200m
(open air area)

Voltage: 12 V

Backup battery: 7. 4V

Quiescent current: <220 μ A

Electric current: <1.2A

Trigger mode: when arm by remote, the detector and magnetic contact etc. which had code with the siren will sound when they are triggered. Or the panel send signal to the siren, and it make alarm.

It can code with Max 16 wireless device.

3.Installation

3.1 Install

Install the back cover on the wall.

Mounting hole on the wall



Out power line

Mounting hole on the wall

A. Mark the hole point on the wall and drill hole.


B. Aims the four hole of the back case at the four screw, on the wall, then press lightly.

4.Function


4.1 Code and delet coding

- Drive out the screw in the back cover and remove the face case.
- Connect out power and the power green LED on.
- Coding: press [Rec] and keep it will sound "dee dee", this tells it enter coding mode. then trigger the remote , detectors etc. It will sound when code successfully.
- Delet coding: when need to delet the coding, press [Clr1][Clr2] key at the same time it will give a long sound "dee...", Then long sound again. Release [Clr1][Clr2] key, then you have delet all code address.

Code to control panel, set the panel at coding mode first, then press "#"key, and then press the REC key on the siren in 3 seconds.



4.2 LED



5.Others

When wireless device code with siren directly the siren will work as below: after arm by remote the alarm LED will flash every one minute. And only arm by remote, the siren will sound when detector is triggered. When arm on remote, the alarm LED will flash two times and flash one time when disarm. And if do not disarm, the siren will sound two minutes then stop automatically. When connect out power, no need to distinguish positive and negative poles .