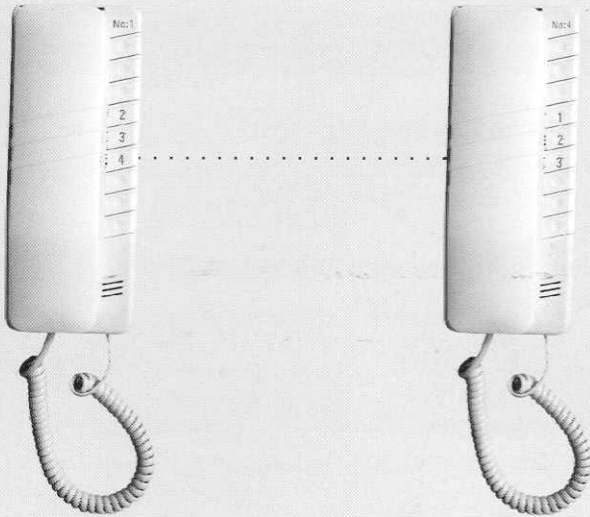


THREE-FOUR WAY INTERPHONE



CE

FC



MODEL: RL-0003



MODEL: RL-0004

USER MANUAL

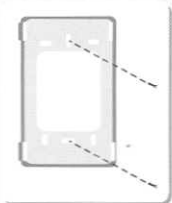
Features

1. Built-in microcomputer-controlled circuit and coding and decoding digital circuit. Only 4 cables for connecting all the units with stable performance and anti-interference function.
2. Built-in anti-sidetone circuit for clear talking sound. The talking distance 300m.
3. Confidential communication.
4. With busy line or ring-off indicating.
5. One transformer for the units.

Technical parameter

1. Input voltage: AC100-240V 50Hz/60Hz
2. Working voltage: DC 12V
3. Power dissipation: static state: <1.2W
4. Talking: <1.5W
5. Audio anti-distortion power: not more than 20mW
6. Frequency response: 1K- 5KHz

Fix



1

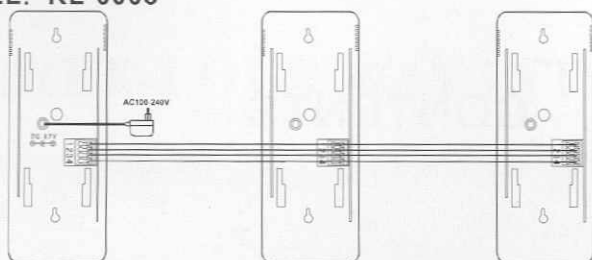


2

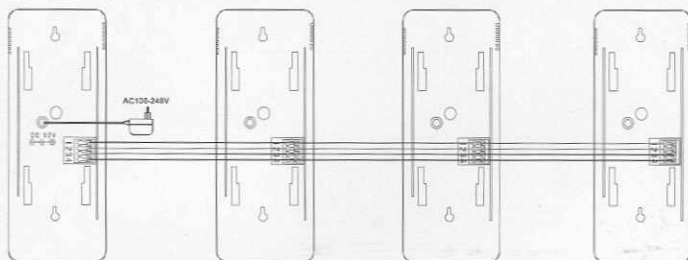
1. Take off the brackets from the back of the units and fasten them on the wall.
2. Connecting terminals 1,2,3,4 are connected with RVV4×0.3mm² connecting cables. Please refer to the wiring diagram.
3. Plug the enclosed 12V adapter into the AC power and the unit with DC socket .
4. Hang the units on the brackets. Then the system can work.

Wiring diagram

MODEL: RL-0003



MODEL: RL-0004



Usage

1. Take up the handset and press the number you want to call. You can talk when the other side takes up the handset. If anyone hangs up, the talking is finished.
2. When you hear the busy line indicating sound, please wait.
3. If the indicating light is still on after you hang the unit up, please hang it up again.

Equipment

MODEL: RL-0003

- Three interphones
- One transformer
- Screws
- Four brackets

MODEL: RL-0004

- Four interphones
- One transformer
- Screws
- Four brackets